
















































## Land Rover International Driving Grand Prix 2010

PONY TEAM																	
CLT	COMPETITOR	CTRY		C:Christ		R:Wentein		S:Bonhof		V:König		P:Nicoll		PEN	TOTAL		
				PNTS	CLT	PNTS	CLT	PNTS	CLT	PNTS	CLT	PNTS	CLT		+	-	CLT
1	BÜCKER Tobias	GER		184.00	1	175.00	2	191.00	1	183.00	2	189.00	1	0	118.02	41.98	1
2	BAX Tinne	BEL		170.00	3	175.00	2	178.00	3	176.00	3	187.00	2	0	113.41	46.59	2
3	DE BOER Jan	NED		171.00	2	182.00	1	182.00	2	186.00	1	160.00	3	0	112.77	47.23	3
4	ALLO Mia	BEL		163.00	4	172.00	4	160.00	4	174.00	4	159.00	4	0	105.98	54.02	4
5	UNMUSSIG Abel	GER		155.00	5	155.00	5	156.00	6	169.00	5	132.00	7	0	98.18	61.82	5
6	SZCZUKA Faith	GBR		135.00	7	147.00	6	157.00	5	146.00	8	134.00	6	0	92.03	67.97	6
7	HOWE Sara	GBR		131.00	8	139.00	8	146.00	7	158.00	6	143.00	5	0	91.78	68.22	7
8	VAN DE KAMP Aart	NED		136.00	6	147.00	6	138.00	8	155.00	7	112.00	8	0	88.06	71.94	8
9	SHANNON Peter	GBR		114.00	9	105.00	9	119.00	9	117.00	9	108.00	9	0	72.06	87.94	9

HORSE PAIR																	
CLT	COMPETITOR	CTRY		C:Christ		R:Wentein		S:Bonhof		V:König		P:Nicoll		PEN	TOTAL		
				PNTS	CLT	PNTS	CLT	PNTS	CLT	PNTS	CLT	PNTS	CLT		+	-	CLT
1	ATTENBOROUGH Joanna	GBR		180.00	2	184.00	3	179.00	1	173.00	4	180.00	2	0	114.69	45.31	1
2	DUTILLOY François	FRA		183.00	1	179.00	4	172.00	5	181.00	2	168.00	5	0	113.02	46.98	2
3	CAPSTICK Barry	IRL		162.00	6	175.00	5	166.00	6	187.00	1	177.00	3	0	110.98	49.02	3
4	MATTHEWS JNR David	GBR		166.00	4	185.00	2	173.00	2	166.00	8	164.00	6	0	109.31	50.69	4
5	DE LEEUW Aart	NED		157.00	8	174.00	6	166.00	6	169.00	5	186.00	1	0	109.06	50.94	5
6	VERSTAPPEN Harry	NED		167.00	3	187.00	1	173.00	2	168.00	6	155.00	8	0	108.80	51.20	6
7	KUNKEL Jens	GER		166.00	4	171.00	8	156.00	9	177.00	3	172.00	4	0	107.78	52.22	7
8	WRIGLEY MILLER Missdee	USA		161.00	7	174.00	6	173.00	2	167.00	7	157.00	7	0	106.50	53.50	8
9	COLMAN MENA Ernesto	URU		155.00	9	156.00	11	158.00	8	161.00	10	143.00	10	0	98.94	61.06	9
10	DUPONT Gérard	FRA		153.00	10	160.00	9	156.00	9	151.00	11	151.00	9	0	98.69	61.31	10
11	BROWN Geoff	GBR		145.00	11	159.00	10	147.00	11	163.00	9	141.00	11	0	96.64	63.36	11
12	BOTLEY Sue	GBR		141.00	12	145.00	12	138.00	12	146.00	12	128.00	14	0	89.34	70.66	12
13	ANDREASON Jan-Eric	SWE		137.00	13	135.00	13	131.00	14	132.00	14	141.00	11	0	86.53	73.47	13
14	ROSSELET Patrick	SUI		128.00	14	131.00	14	135.00	13	139.00	13	139.00	13	0	86.02	73.98	14
15	CABOUSSAT Yvan	SUI		121.00	15	120.00	15	120.00	15	124.00	15	103.00	15	0	75.26	84.74	15

### HORSE TEAM

CLT	COMPETITOR	CTRY		C:Christ		H:Nicoll		M:König		B:Wentein		E:Bonhof		PEN	TOTAL		
				PNTS	CLT	PNTS	CLT	PNTS	CLT	PNTS	CLT	PNTS	CLT		+	-	CLT
1	EXELL Boyd	AUS		192.00	1	194.00	1	193.00	1	188.00	1	200.00	1	0	123.78	36.22	1
2	JOHNSON Tucker	USA		169.00	3	171.00	4	180.00	2	167.00	2	177.00	3	0	110.59	49.41	2
3	SCHRIJVERS Gert	BEL		161.00	5	183.00	2	175.00	3	167.00	2	174.00	4	0	110.08	49.92	3
3	HUNT Georgina	GBR		172.00	2	178.00	3	170.00	6	162.00	5	178.00	2	0	110.08	49.92	3
5	CHOUZENOUX Stéphane	FRA		158.00	7	169.00	7	168.00	7	163.00	4	166.00	6	0	105.47	54.53	5
6	BOWMAN-RIPLEY Wilf	GBR		156.00	9	169.00	7	173.00	4	156.00	6	169.00	5	0	105.34	54.66	6
7	DUEN Rainer	GER		163.00	4	170.00	5	162.00	13	153.00	8	157.00	8	0	103.04	56.96	7
8	BASSETT Pippa	GBR		155.00	10	170.00	5	164.00	9	155.00	7	160.00	7	0	102.91	57.09	8
9	LANE Dick	GBR		160.00	6	158.00	11	173.00	4	148.00	11	155.00	9	0	101.63	58.37	9
10	REAL GARCIA Juan Antonio	ESP		149.00	12	165.00	9	164.00	9	151.00	10	149.00	13	0	99.58	60.42	10
11	DANGEL Max	GER		158.00	7	153.00	15	165.00	8	148.00	11	151.00	11	0	99.20	60.80	11
12	JUNG Pierre	FRA		144.00	14	160.00	10	163.00	11	153.00	8	148.00	14	0	98.30	61.70	12
13	HEUS Hans	NED		144.00	14	158.00	11	163.00	11	148.00	11	152.00	10	0	97.92	62.08	13
14	NAPROUS Daniel	GBR		140.00	17	154.00	14	160.00	15	144.00	15	150.00	12	0	95.74	64.26	14
15	SCHNIDER Franz	SUI		148.00	13	158.00	11	143.00	18	137.00	17	147.00	15	0	93.82	66.18	15
16	WEBER Jurgen	GER		152.00	11	150.00	16	150.00	16	133.00	18	146.00	17	0	93.57	66.43	16
17	WILKINSON Robert	GBR		144.00	14	148.00	18	162.00	13	147.00	14	147.00	15	5	90.74	69.26	17
18	MONHEMIUS Ton	NED		134.00	18	149.00	17	149.00	17	140.00	16	141.00	18	5	86.26	73.74	18
19	BOWMAN IV George	GBR		115.00	19	138.00	19	119.00	20	130.00	19	130.00	19	0	80.90	79.10	19
20	WOODS Geoff	GBR		113.00	20	125.00	20	141.00	19	115.00	20	124.00	20	0	79.10	80.90	20

Driving Program Copyright by Philippe Liénart (Belgium)