

Land Rover International Driving Grand Prix 2010

| CLT | COMPETITOR | CTRY | | A | | B | | C | | FINAL | |
|-------------------|-----------------------|------|---|-------|-----|--------|-----|------|-----|--------|-----|
| | | | | PNTS | CLT | PNTS | CLT | PNTS | CLT | PNTS | CLT |
| PONY TEAM | | | | | | | | | | | |
| 1 | DE BOER Jan | NED |  | 47.23 | 3 | 90.66 | 1 | | | 137.89 | 1 |
| 2 | BÜCKER Tobias | GER |  | 41.98 | 1 | 103.02 | 3 | | | 145.00 | 2 |
| 3 | BAX Tinne | BEL |  | 46.59 | 2 | 103.41 | 4 | | | 150.00 | 3 |
| 4 | UNMUSSIG Abel | GER |  | 61.82 | 5 | 98.87 | 2 | | | 160.69 | 4 |
| 5 | ALLO Mia | BEL |  | 54.02 | 4 | 107.47 | 6 | | | 161.49 | 5 |
| 6 | HOWE Sara | GBR |  | 68.22 | 7 | 109.92 | 7 | | | 178.14 | 6 |
| 7 | VAN DE KAMP Aart | NED |  | 71.94 | 8 | 106.22 | 5 | | | 178.16 | 7 |
| 8 | SZCZUKA Faith | GBR |  | 67.97 | 6 | 158.46 | 9 | | | 226.43 | 8 |
| 9 | SHANNON Peter | GBR |  | 87.94 | 9 | 155.07 | 8 | | | 243.01 | 9 |
| HORSE PAIR | | | | | | | | | | | |
| 1 | VERSTAPPEN Harry | NED |  | 51.20 | 6 | 79.10 | 1 | | | 130.30 | 1 |
| 2 | DUTILLOY François | FRA |  | 46.98 | 2 | 84.93 | 3 | | | 131.91 | 2 |
| 3 | CAPSTICK Barry | IRL |  | 49.02 | 3 | 86.09 | 5 | | | 135.11 | 3 |
| 4 | MATTHEWS JNR David | GBR |  | 50.69 | 4 | 86.05 | 4 | | | 136.74 | 4 |
| 5 | ATTENBOROUGH Joanna | GBR |  | 45.31 | 1 | 91.75 | 7 | | | 137.06 | 5 |
| 6 | BROWN Geoff | GBR |  | 63.36 | 11 | 83.06 | 2 | | | 146.42 | 6 |
| 7 | DUPONT Gérard | FRA |  | 61.31 | 10 | 90.04 | 6 | | | 151.35 | 7 |
| 8 | DE LEEUW Aart | NED |  | 50.94 | 5 | 108.52 | 12 | | | 159.46 | 8 |
| 9 | WRIGLEY MILLER Misdee | USA |  | 53.50 | 8 | 106.18 | 9 | | | 159.68 | 9 |
| 10 | BOTLEY Sue | GBR |  | 70.66 | 12 | 108.15 | 11 | | | 178.81 | 10 |
| 11 | ROSSELET Patrick | SUI |  | 73.98 | 14 | 107.84 | 10 | | | 181.82 | 11 |
| 12 | ANDREASON Jan-Eric | SWE |  | 73.47 | 13 | 114.51 | 13 | | | 187.98 | 12 |
| 13 | CABOUSSAT Yvan | SUI |  | 84.74 | 15 | 105.67 | 8 | | | 190.41 | 13 |

| | | | | | | | | | | | |
|--|--------------------------|-----|---|-------|----|--------|----|--|--|--------|----|
| 14 | COLMAN MENA Ernesto | URU |  | 61.06 | 9 | 129.43 | 14 | | | 190.49 | 14 |
| | KUNKEL Jens | GER |  | 52.22 | 7 | 0.00 | | | | 52.22 | |
| HORSE TEAM | | | | | | | | | | | |
| 1 | EXELL Boyd | AUS |  | 36.22 | 1 | 95.52 | 1 | | | 131.74 | 1 |
| 2 | JOHNSON Tucker | USA |  | 49.41 | 2 | 97.50 | 2 | | | 146.91 | 2 |
| 3 | DUEN Rainer | GER |  | 56.96 | 7 | 101.02 | 3 | | | 157.98 | 3 |
| 4 | CHOUZENOUX Stéphane | FRA |  | 54.53 | 5 | 104.50 | 4 | | | 159.03 | 4 |
| 5 | BOWMAN-RIPLEY Wilf | GBR |  | 54.66 | 6 | 109.04 | 6 | | | 163.70 | 5 |
| 6 | HUNT Georgina | GBR |  | 49.92 | 3 | 115.41 | 10 | | | 165.33 | 6 |
| 7 | DANGEL Max | GER |  | 60.80 | 11 | 108.85 | 5 | | | 169.65 | 7 |
| 8 | BASSETT Pippa | GBR |  | 57.09 | 8 | 114.59 | 9 | | | 171.68 | 8 |
| 9 | WILKINSON Robert | GBR |  | 69.26 | 17 | 109.94 | 7 | | | 179.20 | 9 |
| 10 | LANE Dick | GBR |  | 58.37 | 9 | 121.24 | 12 | | | 179.61 | 10 |
| 11 | HEUS Hans | NED |  | 62.08 | 13 | 118.07 | 11 | | | 180.15 | 11 |
| 12 | SCHRIJVERS Gert | BEL |  | 49.92 | 3 | 136.17 | 17 | | | 186.09 | 12 |
| 13 | BOWMAN IV George | GBR |  | 79.10 | 19 | 111.14 | 8 | | | 190.24 | 13 |
| 14 | WEBER Jurgen | GER |  | 66.43 | 16 | 125.02 | 13 | | | 191.45 | 14 |
| 15 | REAL GARCIA Juan Antonio | ESP |  | 60.42 | 10 | 131.26 | 15 | | | 191.68 | 15 |
| 16 | SCHNIDER Franz | SUI |  | 66.18 | 15 | 129.65 | 14 | | | 195.83 | 16 |
| 17 | NAPROUS Daniel | GBR |  | 64.26 | 14 | 136.11 | 16 | | | 200.37 | 17 |
| 18 | JUNG Pierre | FRA |  | 61.70 | 12 | 146.53 | 18 | | | 208.23 | 18 |
| 19 | WOODS Geoff | GBR |  | 80.90 | 20 | 154.42 | 19 | | | 235.32 | 19 |
| 20 | MONHEMIUS Ton | NED |  | 73.74 | 18 | 186.58 | 20 | | | 260.32 | 20 |
| Driving Program Copyright by Philippe Liénart (Belgium) | | | | | | | | | | | |

Land Rover International Driving Grand Prix 2010

PONY TEAM









| CLT | COMPETITOR | CTRY | | A - E | 1 | | 2 | | 3 | | 4 | | 5 | | 6 | | 7 | | 8 | | 1-8 | | MARAT | |
|-----|------------------|------|--|-------|---------|-----|---------|-----|---------|-----|---------|-----|---------|-----|---------|-----|---------|-----|---------|-----|----------|-----|--------|-----|
| | | | | PNTS | TIME | CLT | TIME | CLT | TIME | CLT | TIME | CLT | TIME | CLT | TIME | CLT | TIME | CLT | TIME | CLT | TIME | CLT | TIME | CLT |
| 1 | DE BOER Jan | NED | | 0.00 | 0:47.31 | 1 | 0:52.16 | 1 | 1:05.73 | 7 | 0:49.88 | 1 | 0:59.71 | 1 | 1:02.67 | 3 | 0:45.51 | 1 | 1:10.33 | 1 | 7:33.30 | 1 | 90.66 | 1 |
| 2 | UNMUSSIG Abel | GER | | 0.00 | 0:53.66 | 3 | 0:56.41 | 2 | 0:52.63 | 1 | 0:57.90 | 7 | 1:03.35 | 2 | 1:03.82 | 4 | 0:58.81 | 7 | 1:17.78 | 3 | 8:04.36 | 3 | 98.87 | 2 |
| 3 | BÜCKER Tobias | GER | | 0.00 | 0:56.19 | 2 | 0:59.40 | 3 | 0:58.69 | 3 | 0:53.25 | 3 | 1:24.68 | 7 | 1:06.36 | 6 | 0:53.33 | 6 | 1:23.20 | 4 | 8:35.10 | 5 | 103.02 | 3 |
| 4 | BAX Tinne | BEL | | 3.80 | 1:03.22 | 5 | 1:00.81 | 5 | 0:58.40 | 2 | 0:56.76 | 5 | 1:06.09 | 4 | 1:00.08 | 1 | 0:47.04 | 3 | 1:25.64 | 5 | 8:18.04 | 4 | 103.41 | 4 |
| 5 | VAN DE KAMP Aart | NED | | 8.80 | 0:56.37 | 4 | 0:59.73 | 4 | 1:01.22 | 6 | 0:53.16 | 2 | 1:03.78 | 3 | 1:01.48 | 2 | 0:46.83 | 2 | 1:14.51 | 2 | 7:57.08 | 2 | 106.22 | 5 |
| 6 | ALLO Mia | BEL | | 0.00 | 1:11.50 | 7 | 1:01.90 | 6 | 0:58.78 | 4 | 0:54.55 | 4 | 1:08.03 | 5 | 1:13.33 | 7 | 0:49.84 | 4 | 1:29.40 | 8 | 8:47.33 | 6 | 107.47 | 6 |
| 7 | HOWE Sara | GBR | | 1.60 | 1:08.15 | 6 | 1:02.08 | 7 | 1:01.13 | 5 | 0:57.03 | 6 | 1:11.22 | 6 | 1:05.33 | 5 | 0:51.46 | 5 | 1:35.18 | 6 | 8:51.58 | 7 | 109.92 | 7 |
| 8 | SHANNON Peter | GBR | | 7.80 | 1:15.35 | 8 | 1:32.46 | 9 | 1:51.21 | 9 | 1:19.65 | 8 | 1:39.73 | 9 | 1:26.92 | 9 | 1:19.15 | 9 | 1:41.86 | 9 | 12:06.33 | 8 | 155.07 | 8 |
| 9 | SZCZUKA Faith | GBR | | 0.00 | 1:15.41 | 9 | 1:15.74 | 8 | 1:09.95 | 8 | 2:07.96 | 9 | 1:32.87 | 8 | 1:15.49 | 8 | 1:07.36 | 8 | 1:37.51 | 7 | 11:22.29 | 9 | 158.46 | 9 |

HORSE PAIR

| CLT | COMPETITOR | CTRY | | A - E | 1 | | 2 | | 3 | | 4 | | 5 | | 6 | | 7 | | 8 | | 1-8 | | MARAT | |
|-----|-----------------------|------|--|-------|---------|-----|---------|-----|---------|-----|---------|-----|---------|-----|---------|-----|---------|-----|---------|-----|---------|-----|--------|-----|
| | | | | PNTS | TIME | CLT | TIME | CLT | TIME | CLT | TIME | CLT | TIME | CLT | TIME | CLT | TIME | CLT | TIME | CLT | TIME | CLT | TIME | CLT |
| 1 | VERSTAPPEN Harry | NED | | 1.40 | 0:41.98 | 1 | 0:45.39 | 1 | 0:48.74 | 1 | 0:43.74 | 1 | 0:51.48 | 1 | 0:47.68 | 1 | 0:38.80 | 2 | 1:10.70 | 4 | 6:28.51 | 1 | 79.10 | 1 |
| 2 | BROWN Geoff | GBR | | 0.00 | 0:46.00 | 2 | 0:46.77 | 2 | 0:49.61 | 2 | 0:48.53 | 4 | 1:01.76 | 5 | 0:51.47 | 2 | 0:41.56 | 3 | 1:09.61 | 3 | 6:55.31 | 3 | 83.06 | 2 |
| 3 | DUTILLOY François | FRA | | 0.00 | 0:49.66 | 6 | 0:52.11 | 5 | 0:49.75 | 3 | 0:46.06 | 3 | 0:58.51 | 4 | 0:55.02 | 4 | 0:44.02 | 4 | 1:09.54 | 2 | 7:04.67 | 4 | 84.93 | 3 |
| 4 | MATTHEWS JNR David | GBR | | 4.00 | 0:47.37 | 3 | 0:47.82 | 3 | 0:56.09 | 8 | 0:44.77 | 2 | 0:53.45 | 2 | 0:53.62 | 3 | 0:38.55 | 1 | 1:08.56 | 1 | 6:50.23 | 2 | 86.05 | 4 |
| 5 | CAPSTICK Barry | IRL | | 0.00 | 0:49.42 | 5 | 0:50.44 | 4 | 0:50.97 | 4 | 0:49.87 | 5 | 0:56.99 | 3 | 0:56.57 | 5 | 0:44.87 | 5 | 1:11.31 | 5 | 7:10.44 | 5 | 86.09 | 5 |
| 6 | DUPONT Gérard | FRA | | 0.00 | 0:51.40 | 7 | 0:53.51 | 7 | 0:53.15 | 5 | 0:51.23 | 7 | 1:02.84 | 6 | 0:58.58 | 7 | 0:45.42 | 6 | 1:14.08 | 6 | 7:30.21 | 6 | 90.04 | 6 |
| 7 | ATTENBOROUGH Joanna | GBR | | 0.00 | 0:47.62 | 4 | 0:52.72 | 6 | 0:54.35 | 7 | 0:50.09 | 6 | 1:08.85 | 9 | 0:56.98 | 6 | 0:49.82 | 9 | 1:18.32 | 8 | 7:38.75 | 7 | 91.75 | 7 |
| 8 | CABOUSSAT Yvan | SUI | | 7.00 | 0:58.95 | 9 | 0:54.26 | 8 | 0:53.75 | 6 | 1:00.50 | 13 | 1:19.97 | 14 | 1:02.92 | 8 | 0:48.90 | 8 | 1:14.10 | 7 | 8:13.35 | 8 | 105.67 | 8 |
| 9 | WRIGLEY MILLER Misdee | USA | | 0.20 | 1:01.38 | 13 | 1:03.41 | 10 | 1:03.97 | 11 | 0:56.28 | 8 | 1:06.70 | 7 | 1:16.14 | 14 | 0:54.44 | 13 | 1:27.60 | 13 | 8:49.92 | 12 | 106.18 | 9 |
| 10 | ROSSELET Patrick | SUI | | 3.40 | 0:57.32 | 8 | 1:00.63 | 13 | 0:58.86 | 9 | 0:57.97 | 9 | 1:06.21 | 13 | 1:11.01 | 12 | 0:49.97 | 11 | 1:20.23 | 9 | 8:22.20 | 9 | 107.84 | 10 |
| 11 | BOTLEY Sue | GBR | | 3.20 | 1:01.21 | 12 | 1:05.98 | 11 | 1:09.86 | 14 | 0:58.42 | 11 | 1:10.58 | 10 | 1:03.60 | 9 | 0:47.83 | 7 | 1:27.28 | 12 | 8:44.76 | 10 | 108.15 | 11 |
| 12 | DE LEEUW Aart | NED | | 3.20 | 0:59.57 | 10 | 1:02.52 | 14 | 1:07.82 | 13 | 0:58.01 | 10 | 1:11.23 | 11 | 1:07.07 | 11 | 0:49.85 | 10 | 1:20.55 | 10 | 8:36.62 | 11 | 108.52 | 12 |
| 13 | ANDREASON Jan-Eric | SWE | | 3.80 | 1:00.51 | 11 | 1:10.04 | 12 | 1:04.97 | 12 | 1:08.13 | 14 | 1:14.67 | 12 | 1:12.08 | 13 | 0:59.26 | 14 | 1:23.91 | 11 | 9:13.57 | 13 | 114.51 | 13 |
| 14 | COLMAN MENA Ernesto | URU | | 4.80 | 1:05.42 | 14 | 1:03.02 | 9 | 0:59.56 | 10 | 0:58.64 | 12 | 1:08.37 | 8 | 1:04.10 | 10 | 0:52.75 | 12 | 1:31.29 | 14 | 8:43.15 | 14 | 129.43 | 14 |
| EL | KUNKEL Jens | GER | | 0.00 | - | - | - | - | - | - | - | - | - | - | - | - | - | - | - | - | - | 15 | - | EL |

HORSE TEAM

| CLT | COMPETITOR | CTRY | | A - E | 1 | | 2 | | 3 | | 4 | | 5 | | 6 | | 7 | | 8 | | 1-8 | | MARAT | |
|-----|---------------------|------|--|-------|---------|-----|---------|-----|---------|-----|---------|-----|---------|-----|---------|-----|---------|-----|---------|-----|---------|-----|--------|-----|
| | | | | PNTS | TIME | CLT | TIME | CLT | TIME | CLT | TIME | CLT | TIME | CLT | TIME | CLT | TIME | CLT | TIME | CLT | TIME | CLT | TIME | CLT |
| 1 | EXELL Boyd | AUS | | 0.00 | 0:56.99 | 1 | 0:54.14 | 2 | 0:54.41 | 1 | 0:58.83 | 6 | 1:02.14 | 1 | 1:01.87 | 2 | 0:52.53 | 4 | 1:16.69 | 2 | 7:57.60 | 1 | 95.52 | 1 |
| 2 | JOHNSON Tucker | USA | | 0.00 | 1:01.28 | 4 | 0:53.25 | 1 | 0:57.21 | 4 | 0:54.06 | 1 | 1:09.80 | 5 | 1:04.09 | 5 | 0:47.94 | 1 | 1:19.85 | 4 | 8:07.48 | 2 | 97.50 | 2 |
| 3 | DUEN Rainer | GER | | 0.00 | 1:03.20 | 6 | 0:58.93 | 5 | 0:59.05 | 6 | 0:57.16 | 4 | 1:07.53 | 3 | 1:03.73 | 4 | 0:48.87 | 2 | 1:26.62 | 7 | 8:25.09 | 3 | 101.02 | 3 |
| 4 | CHOUZENOUX Stéphane | FRA | | 0.00 | 1:02.33 | 5 | 1:01.46 | 9 | 1:02.17 | 10 | 0:58.71 | 5 | 1:11.56 | 6 | 1:03.20 | 3 | 0:55.68 | 5 | 1:27.39 | 8 | 8:42.50 | 4 | 104.50 | 4 |
| 5 | DANGEL Max | GER | | 0.00 | 0:58.39 | 2 | 0:57.07 | 3 | 1:03.41 | 11 | 0:59.64 | 8 | 1:14.23 | 9 | 1:30.63 | 20 | 0:50.55 | 3 | 1:30.31 | 9 | 9:04.23 | 5 | 108.85 | 5 |
| 6 | BOWMAN-RIPLEY Wilf | GBR | | 0.00 | 1:15.39 | 11 | 0:56.71 | 7 | 0:56.43 | 2 | 0:54.54 | 2 | 1:12.98 | 8 | 0:58.44 | 1 | 1:14.66 | 15 | 1:16.03 | 1 | 8:45.18 | 6 | 109.04 | 6 |
| 7 | WILKINSON Robert | GBR | | 0.00 | 1:09.40 | 8 | 1:20.78 | 17 | 1:05.95 | 12 | 0:59.92 | 9 | 1:11.74 | 7 | 1:06.41 | 7 | 0:56.54 | 7 | 1:18.98 | 3 | 9:09.72 | 7 | 109.94 | 7 |
| 8 | BOWMAN IV George | GBR | | 0.00 | 1:00.20 | 3 | 0:58.10 | 4 | 1:01.86 | 9 | 1:18.25 | 19 | 1:18.49 | 11 | 1:07.86 | 9 | 0:57.87 | 8 | 1:23.05 | 6 | 9:05.68 | 9 | 111.14 | 8 |
| 9 | BASSETT Pippa | GBR | | 4.20 | 1:10.74 | 9 | 1:11.68 | 12 | 0:56.54 | 3 | 1:00.20 | 10 | 1:07.97 | 4 | 1:06.34 | 6 | 1:17.79 | 16 | 1:20.70 | 5 | 9:11.96 | 8 | 114.59 | 9 |
| 10 | HUNT Georgina | GBR | | 0.00 | 1:18.47 | 14 | 1:12.47 | 14 | 1:06.26 | 13 | 1:03.38 | 13 | 1:17.12 | 10 | 1:07.19 | 8 | 0:59.43 | 10 | 1:32.75 | 10 | 9:37.07 | 10 | 115.41 | 10 |
| 11 | HEUS Hans | NED | | 0.00 | 1:06.59 | 7 | 1:00.80 | 8 | 1:00.46 | 7 | 0:59.56 | 7 | 1:09.39 | 12 | 1:16.26 | 15 | 1:24.45 | 19 | 1:32.84 | 14 | 9:30.35 | 12 | 118.07 | 11 |
| 12 | LANE Dick | GBR | | 5.60 | 1:05.88 | 12 | 1:02.70 | 10 | 1:01.22 | 8 | 1:00.60 | 11 | 1:20.60 | 18 | 1:09.09 | 10 | 0:59.17 | 9 | 1:28.95 | 13 | 9:08.21 | 11 | 121.24 | 12 |

| | | | | | | | | | | | | | | | | | | | | | | | | |
|----|-----------------------------|-----|---|-------|---------|----|---------|----|---------|----|---------|----|---------|----|---------|----|---------|----|---------|----|----------|----|--------|----|
| 13 | WEBER Jurgen | GER |  | 0.00 | 1:22.48 | 17 | 1:04.05 | 15 | 1:18.85 | 19 | 1:01.00 | 12 | 1:19.66 | 13 | 1:18.00 | 16 | 1:14.05 | 14 | 1:37.02 | 11 | 10:15.11 | 14 | 125.02 | 13 |
| 14 | SCHNIDER Franz | SUI |  | 5.80 | 1:14.58 | 10 | 1:07.45 | 11 | 1:20.34 | 20 | 1:04.55 | 14 | 1:25.27 | 16 | 1:15.95 | 14 | 1:03.16 | 11 | 1:47.93 | 15 | 10:19.23 | 13 | 129.65 | 14 |
| 15 | REAL GARCIA Juan Antonio | ESP |  | 1.80 | 1:22.21 | 16 | 1:12.46 | 13 | 1:18.80 | 18 | 1:22.05 | 17 | 1:21.47 | 15 | 1:10.02 | 12 | 1:04.92 | 12 | 1:55.37 | 17 | 10:47.30 | 15 | 131.26 | 15 |
| 16 | NAPROUS Daniel | GBR |  | 0.00 | 1:47.19 | 20 | 0:56.77 | 6 | 0:58.68 | 5 | 0:57.02 | 3 | 1:02.77 | 2 | 1:14.89 | 13 | 0:56.19 | 6 | 1:27.05 | 12 | 9:20.56 | 17 | 136.11 | 16 |
| 17 | SCHRIJVERS Gert | BEL |  | 5.20 | 1:08.48 | 15 | 1:23.81 | 18 | 1:14.87 | 16 | 1:00.84 | 15 | 1:20.50 | 14 | 1:09.23 | 11 | 1:21.42 | 18 | 1:45.70 | 18 | 10:24.85 | 16 | 136.17 | 17 |
| 18 | JUNG Pierre | FRA |  | 0.00 | 1:32.53 | 19 | 1:18.18 | 19 | 1:09.25 | 14 | 1:13.54 | 16 | 1:35.55 | 19 | 1:18.74 | 17 | 1:19.14 | 17 | 2:35.73 | 20 | 12:02.66 | 20 | 146.53 | 18 |
| 19 | WOODS Geoff | GBR |  | 11.00 | 1:27.61 | 18 | 1:31.50 | 20 | 1:18.33 | 17 | 1:22.46 | 18 | 1:29.08 | 17 | 1:22.52 | 19 | 1:15.13 | 20 | 2:00.46 | 19 | 11:47.09 | 18 | 154.42 | 19 |
| 20 | MONHEMIUS Ton | NED |  | 42.00 | 1:17.42 | 13 | 1:17.46 | 16 | 1:12.03 | 15 | 1:34.40 | 20 | 2:17.45 | 20 | 1:18.91 | 18 | 1:04.98 | 13 | 1:50.26 | 16 | 11:52.91 | 19 | 186.58 | 20 |

Driving Program Copyright by Philippe Liénart (Belgium)